



TIPS & TRICKS

Margie Komninos

PlantScan Corporation & Independent Consultant

Not a Scripter

SuiteQL



It is not an add-on module. Your company already has access to it 😊



In the Beginning ... there was SQL?

- A query language first defined in 1974 at IBM (called SEQUEL). In 1979 it was implemented by Oracle Corporation and changed to SQL (Structured Query Language).
- Was a defacto standard, but is the basis for many official standards – ANSI, ISO, FIPS, X/OPEN.
- SQL provides:
 - Common data manipulation language
 - Implemented by every major database company
 - Complete data access without a procedural language
 - Ability to query across database and other software products
 - Ability to embed within a variety of programming languages

```
SELECT column1, column2, ...  
FROM table_name  
WHERE condition;
```

What is SuiteQL?

- NetSuite's version of SQL
- Usually used by those writing SuiteScript
- It is a query language based on the SQL-92 revision of the SQL database query language.
- It provides advanced query capabilities you can use to access your NetSuite records and data.
- It supports querying the **Analytics Data Source**.
- It is currently available using SuiteAnalytics Connect, the N/query module in SuiteScript (since 2019.2), and SuiteTalk REST web services API (since 2020.1).

Note: SuiteQL supports the syntax for both SQL-92 and Oracle SQL. However, you cannot use both syntaxes in the same query.

```
SELECT
    Customer.EntityID AS ID,
    Customer.CompanyName AS Name,
    Customer.CreditLimit,
    Customer.OnCreditHold,
    BUILTIN.DF( Customer.Terms ) AS PaymentTerms,
    BUILTIN.DF( Customer.SalesRep ) AS SalesRep
FROM
    Customer
WHERE
    ( Customer.IsInactive = 'F' )
ORDER BY
    Customer.EntityID
```

```
SELECT
    Transaction.ID,
    Transaction.TranDisplayName,
    Transaction.TranDate,
    BUILTIN.DF( Transaction.Status ) AS OrderStatus
    /*
    Customer.LastName,
    Customer.FirstName,
    Customer.Email
    */
FROM
    Transaction
    -- INNER JOIN Entity AS Customer ON
        -- ( Customer.ID = Transaction.Entity )
WHERE
    ( Transaction .Type = 'SalesOrd' )
    AND ( RowNum <= 10 )
```

Demonstration



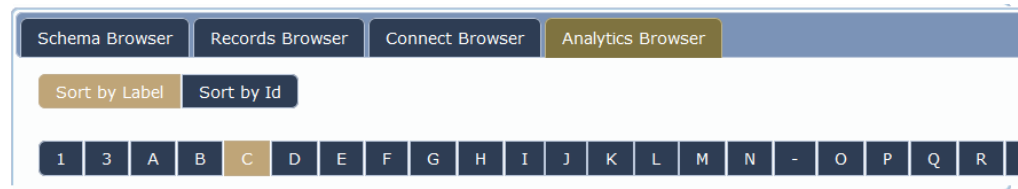
What is the Analytics Data Source?

The Suite Analytics Data Dictionary (AKA the Records Browser)

https://system.netsuite.com/help/helpcenter/en_US/srbrowser/Browser2020_1/analytics/record/account.html

A data dictionary is a repository of metadata or data about data.

- Display name,
- Internal ID
- Type (e.g. integer, text, checkbox),
- Available to display in the UI (Suite Analytics) and via SuiteScript/SuiteQL
- Joined record types
 - Key joining on
 - Target record
 - Available to display in the UI (Suite Analytics) and via SuiteScript/SuiteQL



Customer

customer

Fields

Label	ID	Type	UI Workbook	SuiteScript / SuiteTalk REST Web Services
3rd Party Billing Account Number	thirdpartyacct	text	Yes	Yes
3rd Party Billing Carrier	thirdpartycarrier	select	Yes	Yes
3rd Party Billing Country	thirdpartycountry	select	Yes	Yes
3rd Party Billing Zip	thirdpartyzipcode	text	Yes	Yes
Account	accountnumber	text	Yes	Yes
Address Book	addressbook	sublist	Yes	Yes
Alcohol Recipient Type	alcoholrecipienttype	select	Yes	Yes
Alt. Email	altemail	email	Yes	Yes
Alt. Phone	altphone	phone	Yes	Yes
Assigned Web Site	assignedwebsite	select	Yes	Yes
Balance	balancesearch	currency	Yes	Yes
Billing Rate Card	billingratecard	select	Yes	Yes
Billing Schedule	billingschedule	select	Yes	Yes
Billing Transaction Form	billingtransactionform	select	Yes	Yes

What



Scripters are Saying

Tim Dietrich – Custom Software Developer

"I've been using NetSuite's SuiteTalk REST Web Services, and its support for executing SuiteQL queries in particular. This has quickly become my preferred technique for integration projects that involve retrieving data from NetSuite, especially when the data needs to be retrieved as quickly as possible, or when the integration involves retrieving data from multiple related tables.

Eric Grubaugh (Stoic Software):

"With the release of the Analytics Workbook, NetSuite also released SuiteQL, a NetSuite Query Language. With this, you can write your queries directly as SQL statements instead of using all the dropdowns and drag-and-drop UI. We can leverage this same query language in SuiteScript by using the `N/query.runSuiteQL()` method. Unfortunately, the method is not documented as of this writing."

Mike Kachline (Vertafore):

"SuiteQL offers developers a familiar and powerful mechanism for producing reports which are both concise and complex. With SuiteQL you can create your own datasets and then join them together. Since SuiteQL is still new to Netsuite, it currently comes with the downside of only being usable from the context of within a SuiteScript. Once Netsuite provides the ability to produce Analytics Datasets using SuiteQL, the game will change forever in our ability to produce reports out of Netsuite. It is way, way more powerful than anything we see in the GUI today"

Why Bring it Up for Non-Scripters?

If you know SQL (or want to play with it) you too can run SQL from within your environment without having to use the SuiteAnalytics GUI, the SuiteAnalytics Connect or SuiteScript (N/querymodule or SuiteTalk REST Web Services).

SuiteQL Query Tool

[Run Query](#)

* QUERY `SELECT employee.entityid AS entityidRAW, employee.firstname AS firstnameRAW, employee.lastname AS lastnameRAW FROM employee`

28 RESULTS (JSON)

```
[
  {
    "entityidraw": "Margery Komninos",
    "firstnameraw": "Margery",
    "lastnameraw": "Komninos"
  },
  {
    "entityidraw": "Kyle Gosnell",
    "firstnameraw": "Kyle",
    "lastnameraw": "Gosnell"
  },
  {
    "entityidraw": "Korene Oates",
    "firstnameraw": "Korene",
    "lastnameraw": "Oates"
  },
  {
    "entityidraw": "Laura Rodgers",
    "firstnameraw": "Laura",
    "lastnameraw": "Rodgers"
  }
]
```

Results (28 records retrieved in 0ms)

ENTITYIDRAW	FIRSTNAMERAW	LASTNAMERAW ▲
Margery Komninos	Margery	Komninos
Kyle Gosnell	Kyle	Gosnell
Korene Oates	Korene	Oates
Laura Rodgers	Laura	Rodgers
Lucy Sample	Lucy	Sample
Steve Cramer	Steve	Cramer
Shamane Underwood	Shamane	Underwood



Thanks to **Tim Dietrich** who posted a downloadable Suitelet Script last month in his blog that can be run SQL directly from within your NetSuite environment.

To Install and run Tim's Suitelet

1. Go to <https://timdietrich.me/blog/netsuite-suiteql-query-tool-suitelet/> and download the zipped file to your computer
2. Unzip the file
3. In NS **Customization > Scripting > Scripts > New** which takes you through the following 3 steps
 - 3a. Upload script file
 - 3b. Create script record
 - 3c. Deploy script
4. Run by entering the name in the Title from Step 3b in your NetSuite search window

3a. Upload the Script File

Customization > Scripting > Scripts > New

Upload Script File

Reset


Cancel

Create Script Record

* SCRIPT FILE

sql-query-tool.v20200806.suitelet.js

sql-query-tool.v20200806.suitelet.js



3b. Script Page (auto transition)

Script ← → List

Save **Cancel** **Reset** **Change** **Actions**

Save & New
Save and Deploy

TYPE Suitelet
NAME SuiteQL script
ID customscript249
API VERSION 2.0

DESCRIPTION SuiteQL Suitelet from Tim Dietrich

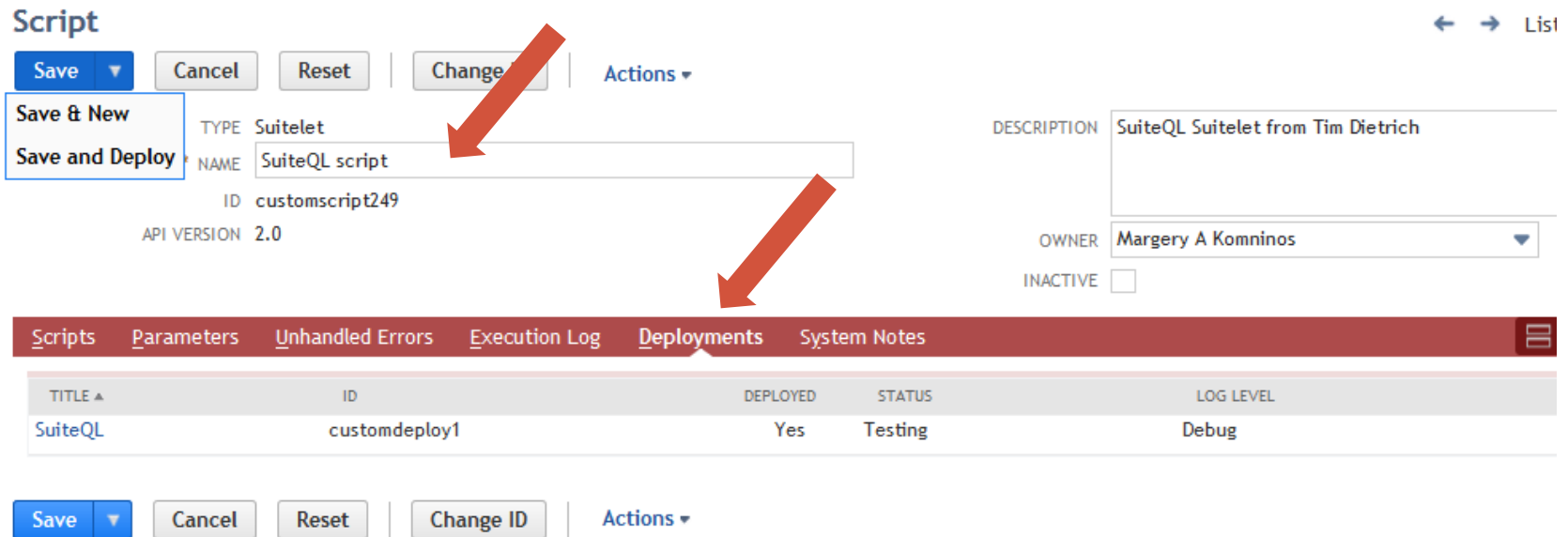
OWNER Margery A Komninos

INACTIVE

Scripts Parameters Unhandled Errors Execution Log Deployments System Notes

TITLE ▲	ID	DEPLOYED	STATUS	LOG LEVEL
SuiteQL	customdeploy1	Yes	Testing	Debug

Save **Cancel** **Reset** **Change ID** **Actions**



3c. Script Deployment (auto transition)

Script Deployment

[List](#) [Search](#) [Mo](#)

SCRIPT SuiteQL script

* TITLE SuiteQL script

ID

DEPLOYED

* STATUS Testing

EVENT TYPE

LOG LEVEL Debug

EXECUTE AS ROLE Current Role

AVAILABLE WITHOUT LOGIN

[Audience](#) • [Links](#) [Execution Log](#)

ROLES [Select All](#)

GROUPS

EMPLOYEES [Select All](#)

Margery A Komninos

PARTNERS

3c. Script Deployment

Script Deployment

List Search Mo

Save Cancel Reset

SCRIPT SuiteQL script

* TITLE SuiteQL script

DEPLOY

* STATUS Testing

EVENT TYPE

LOG LEVEL Debug

EXECUTE AS ROLE Current Role

AVAILABLE WITHOUT LOGIN

Audience • **Links** Execution Log

CENTER*	SECTION*	CATEGORY*	LABEL*	TRANSLATION	INSERT BEFORE
Classic Center	Lists	Custom	SuiteQL		

✓ Add ✕ Cancel + Insert 🗑 Remove

Save Cancel Reset

Run



SuiteQL Query Tool

Run Query

* QUERY |

Helpful Resources

- Tim Deitrich Blog: <https://timdietrich.me/blog/>
- Suitelet : <https://timdietrich.me/blog/netsuite-suiteql-query-tool/>
- SuiteAnswers 87349 : SuiteQL
- SuiteAnswers 87352: Using SuiteQL
- SuiteAnswers 87350: SuiteQL Syntax and Examples
- SuiteAnswers 87442: Finding Record Type and Field Names
- Analytics Browser:
https://system.netsuite.com/help/helpcenter/en_US/srbrowser/Browser2020_1/analytics/record/account.html
- Eric Grubaugh's "Basic Querying in SuiteScript" ebook on SuiteScript 2.0's N/query module. You can find that here: <https://stoic.software/cookbooks/basic-query/>
- NetSuite's [SuiteAnalytics Workbook](#) PDF, which includes helpful information on SuiteQL, including syntax and example queries.
- To learn SQL: <https://www.codecademy.com/learn/learn-sql>
- To learn SQL: <https://www.w3schools.com/sql/>