

ORACLE NETSUITE

Project Management

Gerry Dewil & Ali Omac
Solution Specialists
NetSuite Demo Organization



About the Presenters

Gerry Dewil



- Solution Specialist at NetSuite, focusing on Manufacturing and Food & Bev
- Experience with JD Edwards, Demantra, various Oracle Cloud products
- Located in Evergreen, CO

Ali Omac



- Solution Specialist at NetSuite, focusing on Software & Services
- Field based Professional Services Consultant prior to NetSuite
- Located in London, UK

Agenda

- Terminology
- Project Account Configuration
 - Project Offerings
 - Account Configuration
- Project Administration
 - Work Calendars, Resource Setup, and Billing Classes
- Project Activities
 - Project Overview
 - Task Assignment
 - Resource Allocation
 - Project Monitoring
 - Project Billing
 - Project Budgeting
- SuiteApps
 - Project 360
 - Project Classification
 - Invoice Presentation Templates
 - Purchase to Project
 - Project Cost-to-Cost Percent Complete
- Project Reporting

Agenda

1. Project Account Configuration



Project Offerings

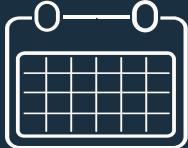


Account Configuration

2. Project Administration



Billing Classes & Rate Cards



Work Calendars



Project Resource Setup

3. Project Activities



Project Overview



Task Assignment



Resource Allocation



Project Monitoring



Project Billing



Project Budgeting

4. SuiteApps



SuiteApps

Common Project Terminology

Services Resource Planning (SRP) is an outdated term. SRP has been superseded by *SuiteProjects*.

Project Baseline captures a snapshot of your original estimates before any work begins.

Project Milestones are used to mark a point, usually completion of a set of tasks or as a project health check to determine if you are on schedule.

Project Billing: a method to bill project costs to customer. Choose from Charge-Based, Fixed Bid (interval), Fixed Bid (milestone), or Time and Materials.

Dependencies are tasks that rely on the completion of other tasks before they can be performed.

Project Tasks represent individual actions within a set of actions that must be completed to achieve a goal.

Project Templates enable you to create project records for projects that you perform repeatedly.

Gantt Chart is a type of visual Project Management that displays a project in the form of a timeline.

Common Project Terminology

Activity Code is an alphanumeric value by which activities can be grouped and filtered.

Critical Path consists of those tasks that must stay on schedule for the project to be completed on time.

Resource Management is the process of planning and scheduling the resources you need to use for any given project.

Resource Allocation is the process of identifying exactly how many resources you can use for any given project (time, budget, team members, equipment, software).

Work Breakdown Structure (WBS) is a condensed project plan organized in a visual hierarchy. WBS separates the work on a project into parts, called work items.

Job Costing reflects the cost of project labor in the general ledger by using time tracked against projects.

Common Project Terminology

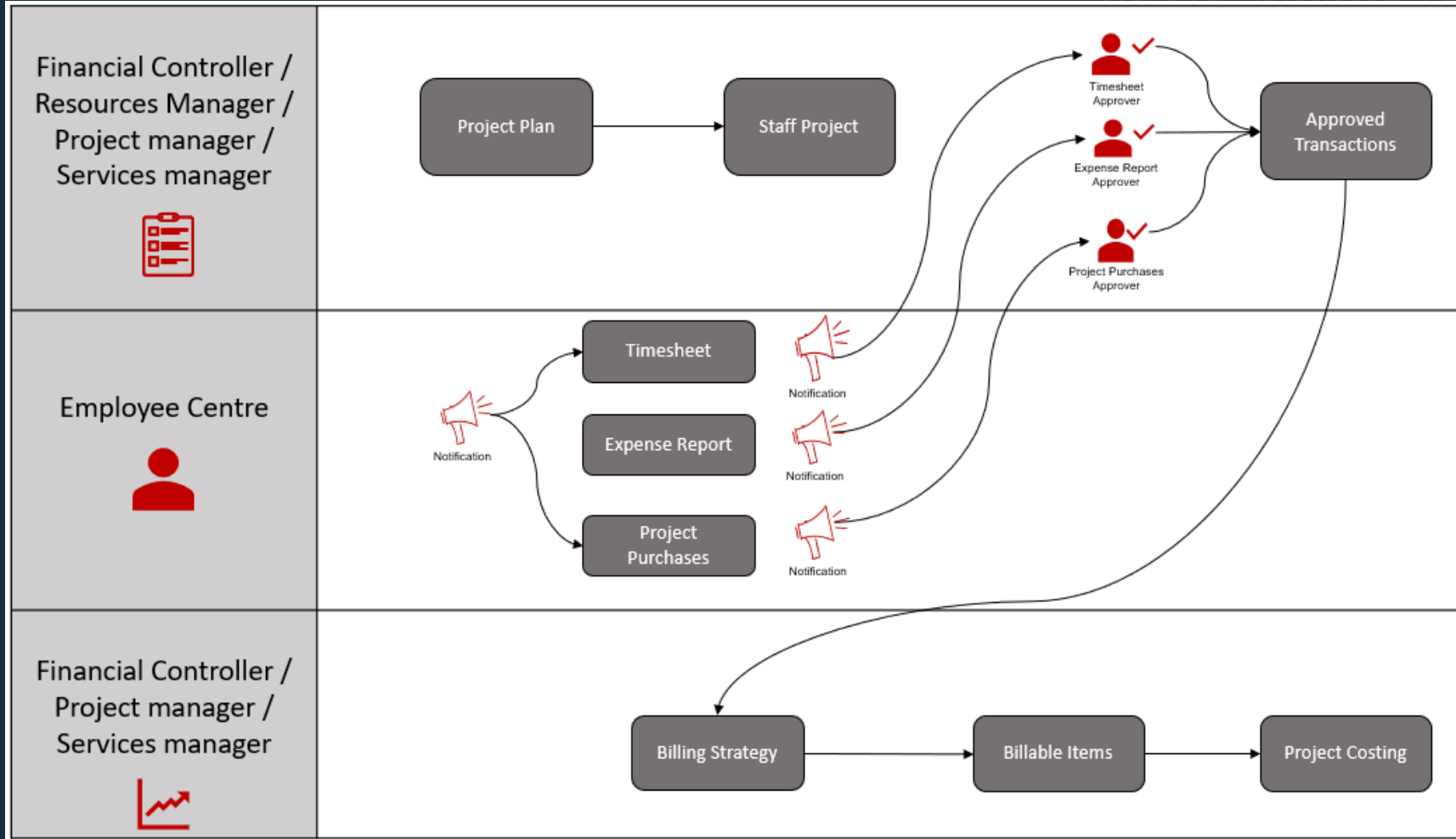
Charges: costs that are incurred in the project and that we are invoicing to the customer for.

EAC – Estimate at Completion shows the forecasted overall cost of the project at completion.

ETC – Estimate to Complete: The value expressed in either dollars or hours developed to represent the cost of the work required to complete a task.

Generic Resources can be used as placeholders when project managers and resource manager are planning a project and when a specific resource has not been identified yet.

Project Management Process Flow



Agenda

1. Project Account Configuration



Project Offerings

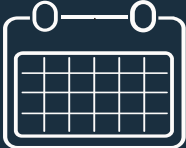


Account Configuration

2. Project Administration



Billing Classes & Rate Cards



Work Calendars



Project Resource Setup

3. Project Activities



Project Overview



Project Budgeting



Resource Allocation



Task Assignment



Project Billing



Project Monitoring

4. SuiteApps



SuiteApps

Project Offerings

Functionality	Basic Projects	Project Mgmt	SuiteProjects
Log time against projects	Yes	Yes	Yes
Enter a percent-complete override	Yes	Yes	Yes
Track CRM information such as activities and communication for each project	Yes	Yes	Yes
Projects and customers are managed in separate lists of records	No	Yes	Yes
Create project tasks/milestones to define WBS	No	Yes	Yes
Assign project tasks to employees for completion	No	Yes	Yes
Project templates & Project dashboard	No	Yes	Yes
Utilization and Profitability Reporting	No	Yes	Yes
Charge-based Billing	No	Yes	Yes
Resource Allocations (Allocation record, skills sets, Resource allocation chart)	No	No	Yes
Job Costing	No	No	Yes

SuiteProjects



Project Management

- Project templates
- Team collaboration tools
- Track job status & task completion
- Project revenue tracking
- KPI reporting



Resource Management

- Assign resources based on availability & expertise
- Automated resource utilization
- Interactive resource reporting
- Booking type visibility



Project Costing

- Automated billing & invoice management
- Time & expense management
- Profitability reports for recognized revenue
- Multi-currency & tax management

Account Configuration

ORACLE NETSUITE

Search

Activities Payments Transactions Lists Reports Analytics Docu

Subsidiary Feature: After enabling this feature, you must enable and set preference for individual subsidiaries us

Company Accounting Tax Transactions Items & Inventory Employees CRM Analytics

Classifications

- DEPARTMENTS
TRACK ACTIVITY BY DEPARTMENT, DIVISION OR OTHER CATEGORY. DEPARTMENTS CAN BE RENAMED TO SUIT YOUR NEEDS.
- LOCATIONS
TRACK ACTIVITY BY LOCATION. LOCATIONS CAN BE RENAMED TO SUIT YOUR NEEDS.
- CLASSES
TRACK ACTIVITY BY CATEGORIES. CLASSES CAN BE RENAMED TO SUIT YOUR NEEDS.

Projects

- PROJECTS
TRACK PROJECTS INDEPENDENTLY FROM CUSTOMERS INCLUDING ACTIVITIES, TIME TRACKING, AND BILLING.
- PROJECT MANAGEMENT
TRACK PROJECTS DURING YOUR SALES PROCESS, DEFINE AND MANAGE PROJECT PLANS, ASSIGN RESOURCES, AND INT
- PLANNED WORK
CREATE FIXED PROJECT PLANS TO TRACK PLANNED VERSUS ACTUAL WORK.
- JOB COSTING AND PROJECT BUDGETING
CALCULATE COSTS FOR LABOR BASED ON TRACKED TIME, AND ACCOUNT FOR THOSE COSTS IN YOUR GENERAL LEDGER. CREATE PROJECT SPECIFIC BUDGETS FOR EXPENSES AND LABOR.
- ADVANCED PROJECT PROFITABILITY
PROJECT PROFITABILITY REPORT BASED ON ACCOUNTS AND ITEMS WITH ADVANCED CUSTOMIZATION CAPABILITIES.
- ACTIVITY CODES
ACTIVITY CODES ENABLE YOU TO CATEGORIZE ACTIVITIES INTO LOGICAL GROUPS. YOU CAN CREATE GLOBAL ACTIVITY CODES TO ORGANIZE PROJECT ACTIVITIES ACROSS ALL PROJECTS WITHIN AN ORGANIZATION.
- ADVANCED PROJECT BUDGETS

Resource Management

- RESOURCE ALLOCATIONS
ALLOCATE RESOURCES TO PROJECTS WITH DEFINED START/END DATES, DURATIONS AND ALLOCATION TYPES, VIEW AND MANAGE RESOURCE ALLOCATION, AND MONITOR ASSOCIATED UTILIZATION RATES.

Related SuiteApps

- [Resource Allocation Chart](#)
EDIT EXISTING ALLOCATIONS AND CREATE NEW ALLOCATIONS WHILE VISUALLY MANAGING PROJECT RESOURCE UTILIZATION IN A SINGLE CHART.
- RESOURCE SKILL SETS
SET SKILLS AND ABILITIES ON EMPLOYEE OR VENDOR RECORDS, AND THEN SEARCH AND ASSIGN PROJECT RESOURCES BASED ON REQUIRED SKILL SETS.
- [Resource Allocation Approval Workflow](#)
AN AUTOMATED APPROVAL WORKFLOW WHICH ALLOWS A SUPERVISOR TO APPROVE OR REJECT A RESOURCE ALLOCATION AFTER IT'S CREATED OR MODIFIED.

Transactions subtab

Billing

- BILL COSTS TO CUSTOMERS
BILL TIME, ITEMS AND EXPENSES TO INDIVIDUAL CUSTOMERS FOR REIMBURSEMENT.
- ADVANCED BILLING
ALLOWS SERVICE COMPANIES TO MANAGE RECURRING BILLING ON SALES ORDERS.
- CHARGE-BASED BILLING
CHARGE-BASED BILLING ALLOWS BILLABLE VALUE TO BE EXPRESSED AS CHARGES AND BILLE
- BILLING OPERATIONS
CREATE AND MANAGE BILLING OPERATIONS, BILLING OPERATION SCHEDULES, BILLING GRO
- INVOICE GROUPS
GROUP MULTIPLE INVOICES BEFORE SENDING THEM TO A CUSTOMER. CREATE AND MANAG

Employees subtab

Time & Expenses

- EXPENSE REPORTS
USE FORMS TO TRACK EMPLOYEE EXPENSES. EMPLOYEES CAN ENTER EXPENSE REPORTS ONLINE ANYTIME, ANYWHERE.
- APPROVAL ROUTING
ROUTE PURCHASE REQUESTS AND EXPENSE REPORTS FOR APPROVAL BASED ON APPROVAL LIMITS.
- PER-EMPLOYEE BILLING RATES
ALLOWS YOU TO SET UP BILLING CLASSES FOR DIFFERENT BILLING RATES BY EMPLOYEE.
- BILLING RATE CARDS
ALLOWS YOU TO USE BILLING RATE CARDS TO DEFINE DIFFERENT RATES FOR GROUPS OF BILLING CLASSES.
- PURCHASE REQUESTS
ALLOW EMPLOYEES TO CREATE PURCHASE REQUESTS FOR APPROVAL BY SUPERVISORS.
- TIME TRACKING
TRACK EMPLOYEE TIME USING SINGLE-DAY TIME RECORDS.
- WEEKLY TIMESHEETS
TRACK EMPLOYEE TIME USING WEEKLY TIMESHEET RECORDS.
- NEW WEEKLY TIMESHEETS INTERFACE
ENABLE THE NEW INTERFACE FOR ALL YOUR WEEKLY TIMESHEETS.
- TIME TRACKING FOR CRM
TRACK AND BILL TIME ASSOCIATED WITH CASES, TASKS AND EVENTS DIRECTLY FROM CRM RECORDS.

Agenda

1. Project Account Configuration



Project Offerings

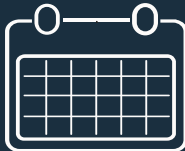


Account Configuration

2. Project Administration



Billing Classes & Rate Cards



Work Calendars



Project Resource Setup

3. Project Activities



Project Overview



Project Budgeting



Resource Allocation



Task Assignment



Project Billing



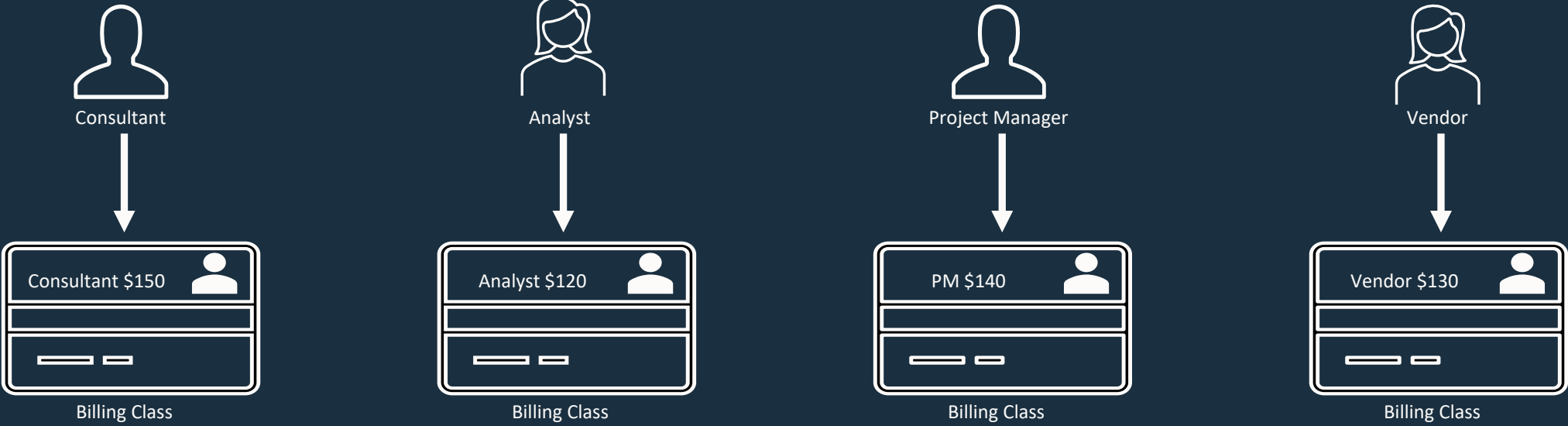
Project Monitoring

4. SuiteApps



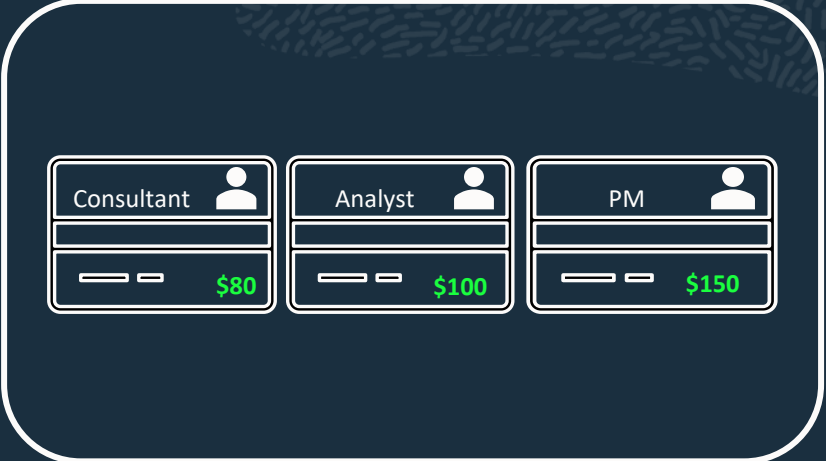
SuiteApps

Billing Classes Overview



Billing Rate Cards

Customer A



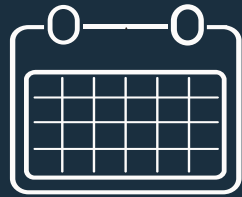
Rate Card

Customer B

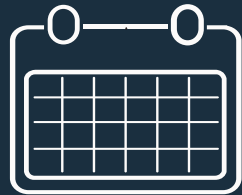


Rate Card

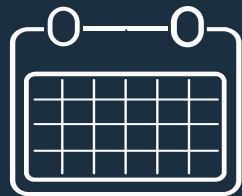
Work Calendar




Work Calendars



Work Calendars



Work Calendars



Analyst



Consultant



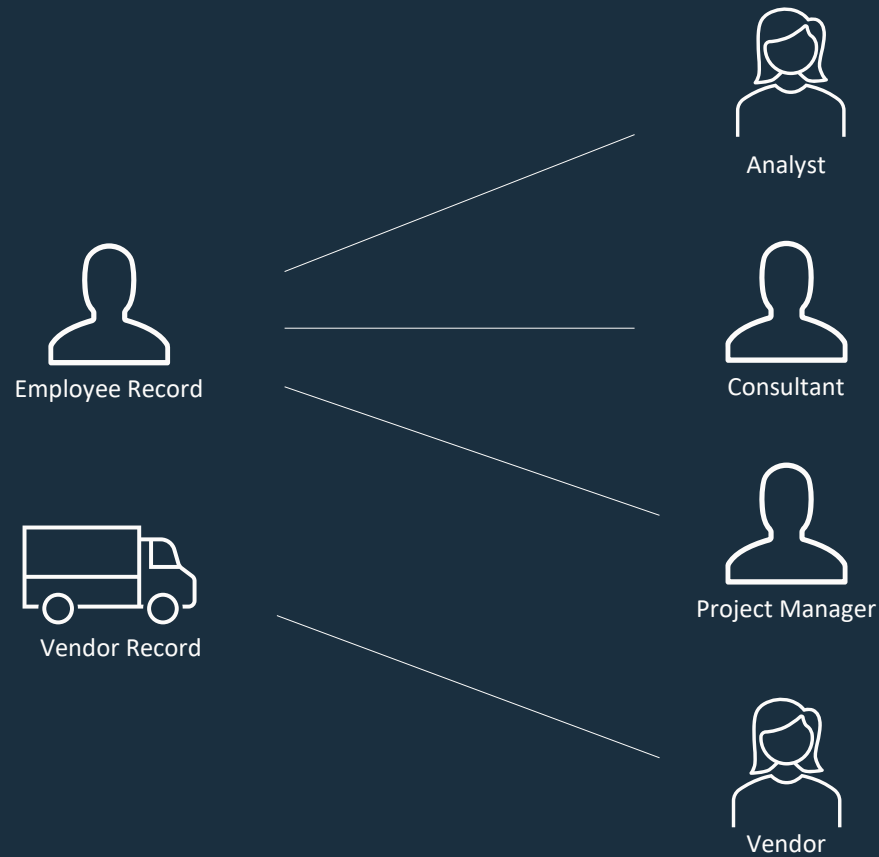
Project Manager



Vendor



Project Resource Setup



Agenda

1. Project Account Configuration



Project Offerings

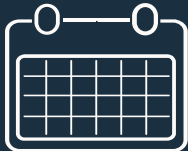


Account Configuration

2. Project Administration



Billing Classes & Rate Cards



Work Calendars



Project Resource Setup

3. Project Activities



Project Overview



Project Budgeting



Resource Allocation



Task Assignment



Project Billing



Project Monitoring

4. SuiteApps



SuiteApps


Project Overview and Setup



Project Overview
& Preferences



Project Billing
Setup

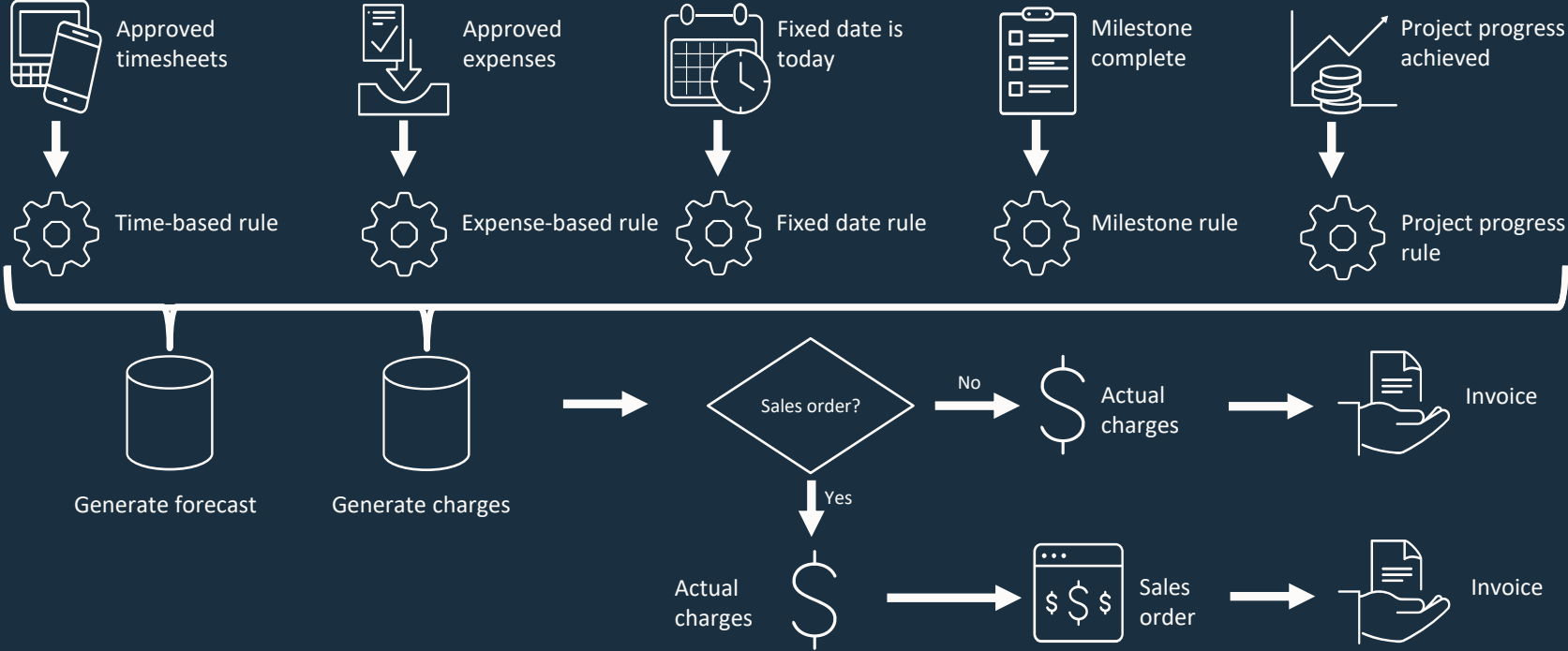


Project Revenue
Recognition
Setup

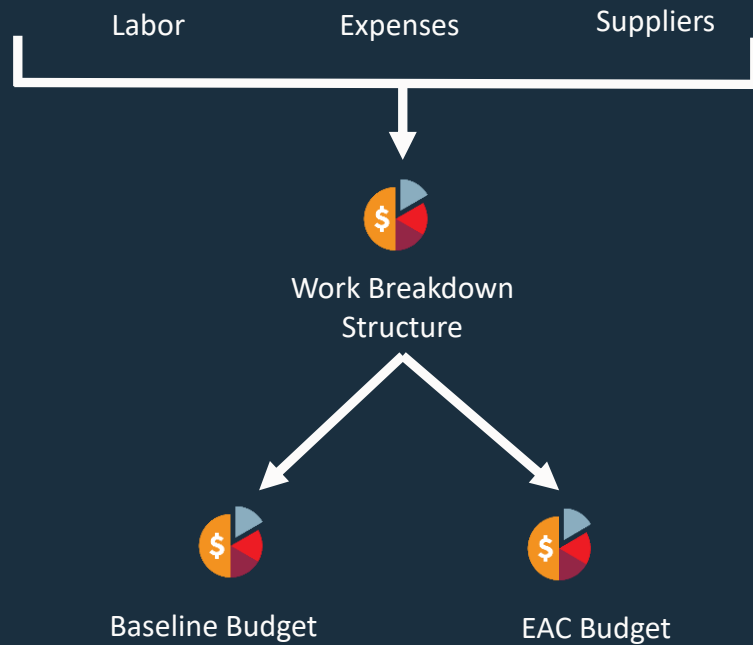


Project Budgets

Charge-Based Billing



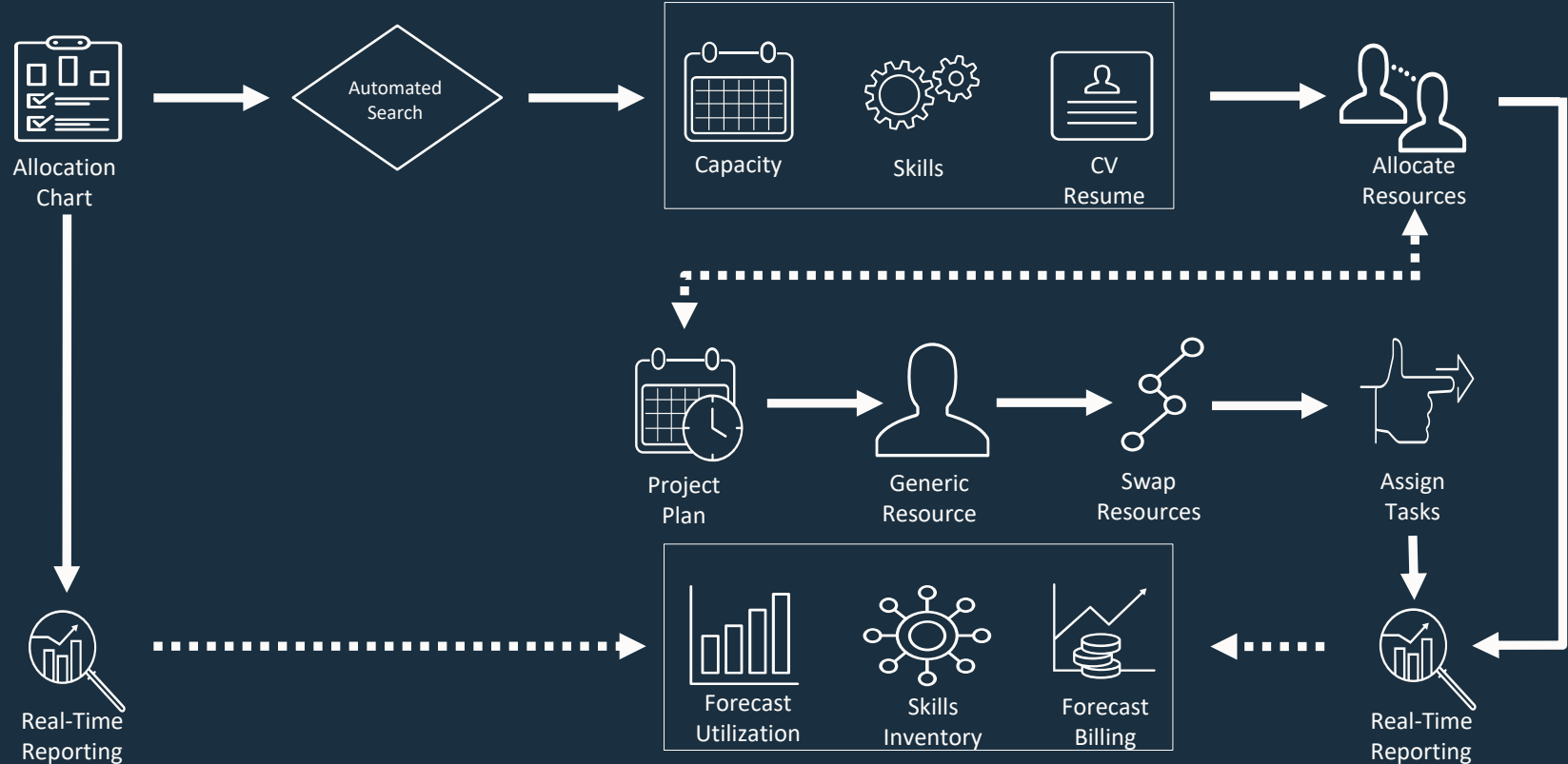
Project Budgeting



With Advanced Project Budgeting, you can:

- Assign estimated amounts to cost or revenue
- Create a detailed work breakdown structure by using activity codes
- Structure the budgets with a hierarchy
- Have multiple budget versions

Resource Allocation Overview



Task Assignments



Resource



Project Task



Enter Time



Enter Expenses

Project Task Manager Bundle:

- Name – Project Task Manager
- Bundle ID – 241945

Project Monitoring



Project
Schedule



Gantt Chart



Project
Dashboard



Project 360
SuiteApp

Agenda

1. Project Account Configuration



Project Offerings

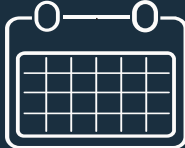


Account Configuration

2. Project Administration



Billing Classes & Rate Cards



Work Calendars



Project Resource Setup

3. Project Activities



Project Overview



Project Budgeting



Resource Allocation



Task Assignment



Project Billing



Project Monitoring

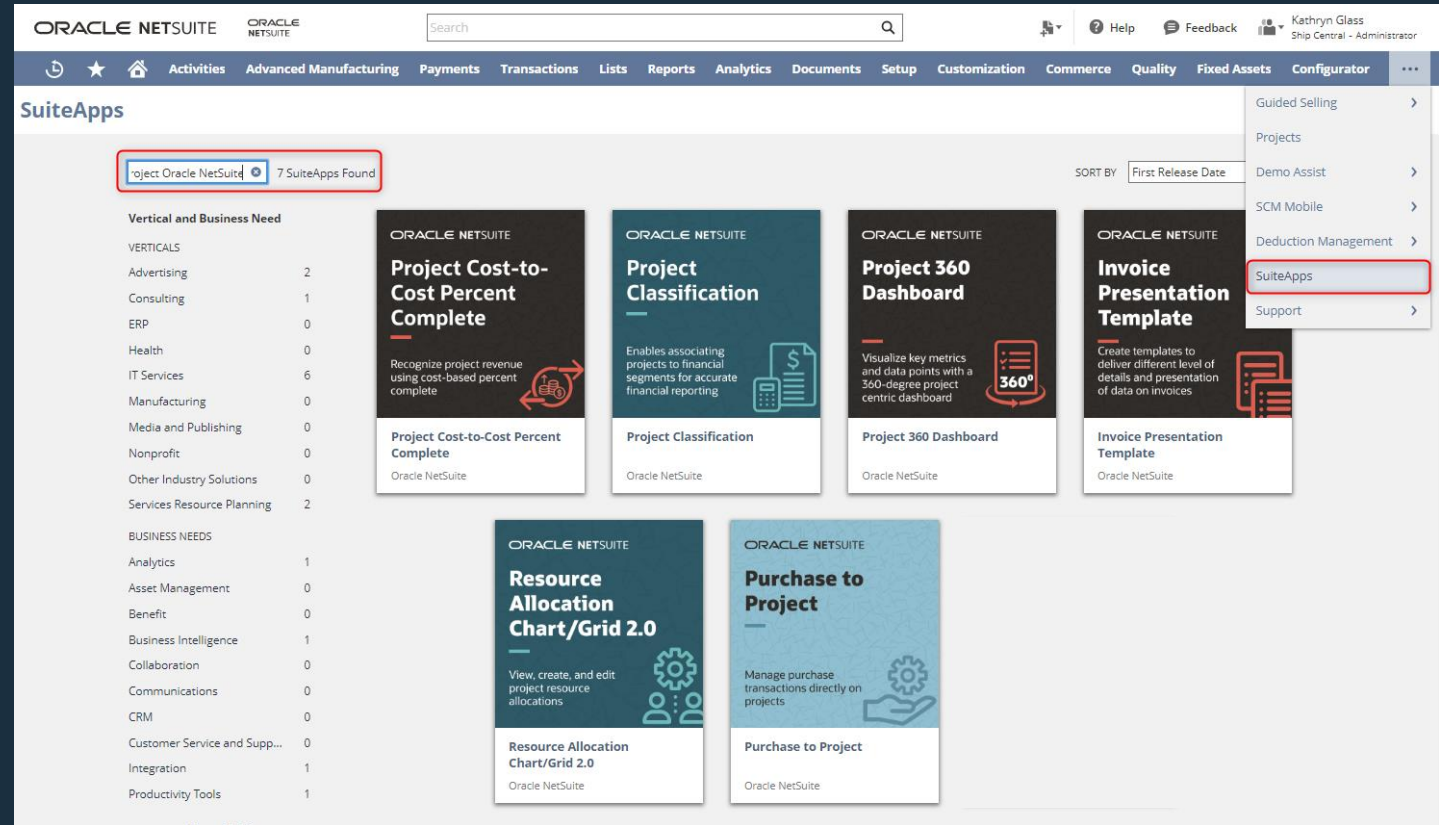
4. SuiteApps



SuiteApps

SuiteApps

- Project 360
- Invoice Presentation Template
- Project Classification
- Purchase to Project
- Project Cost-to-Cost Percent Complete
- MFG Projects (customization)



Project 360 SuiteApp

ORACLE NETSUITE ORACLE NETSUITE Help Feedback Kathryn Glass
Ship Central - Administrator


Activities Advanced Manufacturing Payments Transactions Lists Reports Analytics Documents Setup Customization Commerce Quality Fixed Assets Configurator

Back **Project 360 Dashboard**

ORACLE NETSUITE

Project 360 Dashboard

Visualize key metrics and data points with a 360-degree project centric dashboard



360-degree project centric dashboard that helps visualize key metrics and data points.

[Overview](#) [Features](#) [Publisher](#)

Project 360 Dashboard

A project management dashboard that offers a centralized view of key metrics and data points to manage projects efficiently. Access a dedicated portfolio page to easily manage multiple projects and drill down to specific focus pages for detailed KPIs. Strategize, plan, and mitigate risks by leveraging accurate reports and statuses specific to the project.

Key Benefits

- Get a 360-degree view of individual projects across key areas
- Quickly identify the projects seeking attention with a portfolio view across all projects
- Easily set up, access, and update records through existing core features
- Facilitates risk identification and mitigation using comprehensive KPIs
- Monitor all financial metrics essential to project profitability
- Save time data gathering and analysis with accurate reports and graphs

Project Centric Perspective

Provides visibility into the overall health of the project with readily accessible performance indicators, reports, risk assessments, and statuses, both consolidated and organized on different focus pages.

[Install](#)


PUBLISHER
Oracle NetSuite

FIRST RELEASE DATE
05/13/2022

INSTALLED VERSION
-

LATEST VERSION
1.0.4

UPGRADES
Managed



Invoice Presentation Template SuiteApp

The screenshot shows the Oracle NetSuite interface for the Invoice Presentation Template SuiteApp. The top navigation bar includes the Oracle NetSuite logo, a search bar, and user information for Kathryn Glass, Ship Central - Administrator. The main navigation menu contains various application areas like Activities, Advanced Manufacturing, Payments, Transactions, Lists, Reports, Analytics, Documents, Setup, Customization, Commerce, Quality, and Fixed Assets. The page title is "Invoice Presentation Template".

ORACLE NETSUITE

ORACLE NETSUITE

Search

Help Feedback Kathryn Glass Ship Central - Administrator

Activities Advanced Manufacturing Payments Transactions Lists Reports Analytics Documents Setup Customization Commerce Quality Fixed Assets

Back Invoice Presentation Template

ORACLE NETSUITE

Invoice Presentation Template

Create templates to deliver different level of details and presentation of data on invoices

Customize project invoices to the specific needs of each client

[Overview](#) [Features](#) [Publisher](#)

Invoice Presentation Templates (IPT)

This SuiteApp provides the ability to customize and present invoice billing data to the specific needs of each client. Providing clients with a detailed view of charges helps to ensure prompt payment.

Key Benefits

- Easily create an invoice that meets the needs of each client
- Customizable templates allow different variations of charge/summary types in an invoice
- Flexible formatting helps to support branding requirements

International Compliance

IPT can either be plugged in to the Advanced Localization Feature (ALF) for international compliances or work standalone with Advanced PDF/Standard Invoices if only North American compliance is needed.

Install

PUBLISHER
Oracle NetSuite

FIRST RELEASE DATE
03/23/2022



INSTALLED VERSION
-





LATEST VERSION
1.0.3

UPGRADES
Managed


ORACLE NETSUITE

Project Classification SuiteApp

ORACLE NETSUITE  Search 

   [Activities](#) [Advanced Manufacturing](#) [Payments](#) [Transactions](#) [Lists](#) [Reports](#) [Analytics](#) [Documents](#) [Setup](#) [Customization](#) [Commerce](#) [Quality](#) [Fixed Assets](#) 


[Back](#) **Project Classification**



ORACLE NETSUITE

Project Classification

Enables associating projects to financial segments for accurate financial reporting



Associate projects to financial segments for accurate project reporting.

[Overview](#) [Features](#) [Publisher](#)

Project Classification

The Project Classification SuiteApp enables NetSuite customers to associate their projects with financial segments. The segments are filtered based on project subsidiary. Segments assigned to a project automatically populates on a transaction when the project is selected on a transaction.

Key Benefits

- Associate projects to financial segments for accurate reporting of project financials
- Simplify data entry by populating the accurate project segments on each transaction line
- Items and other entities can work seamlessly irrespective of their association with a project

Project Classification Preference

Option to set preferences for a number of transactions. The preferences enable NetSuite users select the transaction types to apply project classification.

[Install](#)


PUBLISHER
Oracle NetSuite

FIRST RELEASE DATE
10/19/2022

INSTALLED VERSION
-

LATEST VERSION
1.0.3

UPGRADES
Managed




Purchase-to-Project SuiteApp

ORACLE NETSUITE ORACLE NETSUITE Help Feedback Kathryn Glass Ship Central - Administrator

Activities Advanced Manufacturing Payments Transactions Lists Reports Analytics Documents Setup Customization Commerce Quality Fixed Assets

[Back](#) **Purchase to Project**



ORACLE NETSUITE
Purchase to Project
Manage purchase transactions directly on projects

Create and manage purchase transactions related to projects and project tasks.

[Overview](#) [Features](#) [Publisher](#)

Create Purchase Orders from within a Project

The NetSuite Purchase to Project SuiteApp enables users to initiate purchase orders against a project or project task. Users can view all purchases against the project or task from the Procurement tab of the project or project task record.

Key Benefits

- Easily initiate purchase orders directly from a project or project task
- Simplify purchase order creation
- Increase visibility of purchase orders and vendor bills against a project

Prerequisites

Requires the Project Accounting and Management or SuiteProjects module.

Requires a OneWorld account.

Not compatible with Full Multi-Book Accounting Features.

[Install](#)

PUBLISHER
Oracle NetSuite

FIRST RELEASE DATE
05/24/2021

INSTALLED VERSION
-

LATEST VERSION
1.0.3


UPGRADES
Managed

Project Cost-to-Cost Percent Complete SuiteApp

ORACLE NETSUITE ORACLE NETSUITE Help Feedback Kathryn Glass
Ship Central - Administrator

Activities Advanced Manufacturing Payments Transactions Lists Reports Analytics Documents Setup Customization Commerce Quality Fixed Assets

Back **Project Cost-to-Cost Percent Complete**



ORACLE NETSUITE
Project Cost-to-Cost Percent Complete
Recognize project revenue using cost-based percent complete

The Project Cost-to-Cost Percent Complete SuiteApp provides a cost-based percent complete approach to recognize revenue on project contracts.

[Overview](#) [Features](#) [Publisher](#)

Project Cost-to-Cost Percent Complete

The Project Cost-to-Cost Percent Complete SuiteApp offers NetSuite users the flexibility to define the basis of budget and cost on projects. It recognizes the ongoing revenue based on the project completion percentage.

Key Benefits

- Easily recognize revenue on project contracts
- Attain accurate and timely revenue data
- Flexibly to define the basis of the cost budget and actual cost for the project cost percent complete rule
- Avoid the manual work of extracting and calculating percentages

Convenience

- The project percentage completion is calculated based on the project percent complete rule associated to the project
- Override percent complete calculations based on business needs

Install

PUBLISHER
Oracle NetSuite

FIRST RELEASE DATE
04/26/2023

INSTALLED VERSION
-

LATEST VERSION
1.0.0

UPGRADES
Managed

MFG Projects (customization delivered by NetSuite Professional Services)

- Ability to tie Work Orders to projects
- Additional Reporting:
 - Project Income Statement
 - Project General Ledger
 - Project Balance Sheet
 - Project Cash Flow

ORACLE NETSUITE Search [] Help Feedback Kathryn Glass Ship Central - Administrator

Activities Advanced Manufacturing Payments Transactions Lists Reports Analytics Documents Setup Customization Commerce Quality Fixed Assets Configurator Guided Selling Projects

Project PRO435 Equipment Installation SAF-2 193 Rhyloo Ltd. List View Dashboard Search

Back Create Template Quote Sales Order Work Order Invoice Purchase Order Expense New Actions

Primary Information

PROJECT ID	CUSTOMER	STATUS
PRO435 Equipment Installation SAF-2	193 Rhyloo Ltd.	In Progress
PROJECT NAME	PROJECT MANAGER	LANGUAGE
Equipment Installation SAF-2	Marc Collins	English (U.S.)

Project Overview

CALCULATED WORK	ACTUAL WORK	PERCENT WORK COMPLETE
165:00	33:00	20.1%
PLANNED WORK	REMAINING WORK	
164:00	132:00	

Project Dates

SCHEDULING METHOD	CALCULATED END DATE	LAST BASELINE DATE
Forward	04/27/2023	
START DATE		
04/01/2023		

Classification

SUBSIDIARY: United States

ALLOCATED WORK: 172:00

PERCENT COMPLETE BY ALLOCATED WORK: 19.2%

MFG PROJECT GENERAL LEDGER
Project General Ledger

MFG PROJECT INCOME STATEMENT
Project Income Statement

MFG PROJECT BALANCE SHEET
Project Balance Sheet

MFG PROJECT CASH FLOW
Project Cash Flow

MFG MARKUP PERCENT
MFG ESTIMATED COST: 9,560.00

MFG PROJECT BUDGET VS. ACTUAL
Project Budget vs. Actual

PROJECT CLASSIFICATION DEPARTMENT
PROJECT CLASSIFICATION CLASS
PROJECT CLASSIFICATION LOCATION

Schedule Resources Financial B&L Budget Relationships Communication Related Records Preferences System Information Work Breakdown Structure MFG Project Costing Procurement

Project Tasks / Milestones

VIEW + MILESTONE + STATUS +

Overview - All - - All - New Project Task New Milestone View Gantt Chart Customize View

EDIT	COPY TASK	ID	NAME	STATUS	PREDECESSORS	DURATION	PLANNED WORK	REMAINING WORK	START DATE	END DATE	% COMPLETE
Edit	Copy	1	Equipment Installation	●		19	164	132	04/01/2023	04/27/2023	81%
Edit	Copy	2	Design	●		4	32	0	04/01/2023	04/06/2023	100%
Edit	Copy	3	Conceptual Design	●		0	8	0	04/01/2023	04/01/2023	100%
Edit	Copy	4	Preliminary Design	●	3	1	16	0	04/02/2023	04/03/2023	100%

Project Reporting

ORACLE NETSUITE Search Help Feedback Kathryn Glass
 Ship Central - Administrator

Activities Advanced Manufacturing Payments Transactions Lists **Reports** Analytics Documents Setup Customization Commerce Quality Fixed Assets

Reports Set Up Custom Tab Personalize Layout

Reports Links

Find Link... New Report New Financial Report New Search

EXPAND ALL COLLAPSE ALL

- Saved Reports
- Scheduled Searches
- Employees/HR
- Purchases
- Demand Planning
- Customer/Receivables
- Sales Orders
- Issue Management
- Web Presence
- Sales Tax Canada
- Lot / Serial Trace

- Scheduled Reports
- Financial
- Projects
 - Project Profitability Reports
 - Project Charges Forecast
- Vendors/Payables
- Cost Accounting
- Commissions
- Forecast

- Saved Searches
- Banking/Budgeting
- Time & Billables
 - Unbilled Cost by Customer
 - Unbilled Time by Customer
 - Project Billing Report
 - Time by Employee

ORACLE NETSUITE Search Help Feedback

Activities Payments Transactions Lists **Reports** Analytics Documents **Setup** Customization Implementation Fixed Assets

Project Profitability Reports

List of all Project Profitability Reports and link to their Configurations

REPORT	TYPE	STANDARD CONFIGURATION
Budget vs. Actual Summary	Summary	Standard Configuration
Budget vs. Actual Detail	Detail	Standard Configuration
Budget vs. Actual By Month Summary	Summary	Standard Configuration
Budget vs. Actual By Month Detail	Detail	Standard Configuration
Project Profitability, SS - Account Mapping	Summary	Standard Configuration
Project Profitability Detail, SS - Account Mapping	Detail	Standard Configuration
Project Profitability by Accounting Period, SS - Account Mapping	Summary	Standard Configuration
Project Profitability by Accounting Period Detail, SS - Account Mapping	Detail	Standard Configuration
Baseline Budget vs. EAC Budget vs. Actual by Activity Codes by Months, SS - Account Mapping	Summary	Standard Configuration
Baseline Budget vs. EAC Budget vs. Actual by Activity Codes by Months Detail, SS - Account Mapping	Detail	Standard Configuration
Project Profitability	Summary	Standard Configuration
Project Profitability Detail	Detail	Standard Configuration
Project Profitability by Month	Summary	Standard Configuration
Project Profitability Detail by Month	Detail	Standard Configuration
Project Profitability by Accounting Period	Summary	Standard Configuration
Project Profitability Detail by Accounting Period	Detail	Standard Configuration

ORACLE NETSUITE Search Help Feedback Kathryn Glass
 Ship Central - Administrator

Activities Payments Transactions Lists **Reports** Analytics Documents Setup Customization Implementation Fixed Assets

Project Profitability Detail by Month View Summary

CUSTOMER: PROJECT / ITEM GROUP TRANSACTION / SOURCE DATE ITEM ACCOUNT COST ACTUAL COST COMMITTED COST REVENUE ACTUAL REVENUE COMMITTED REVENUE UNBILLED RECEIVABLE

Abbott Inc. : PJ1000 Create NA POD (West)														
Asset														
	Item Fulfillment	05/04/2023	INV_Sun Sparr T4-2 Server	Inventory In Stock	(\$4,637.00)	(\$4,637.00)								
	Item Fulfillment	05/04/2023	INV_Sun Sparr T4-2 Server	Purchases	\$4,637.00	\$4,637.00								
Total - Asset					0.00	0.00								
Expense														
	Expense Report	05/03/2023		T&E Expenses	\$550.00	\$550.00								
	Expense Report	05/03/2023		T&E Expenses	\$550.00	\$550.00								
Total - Expense					1,400.00	1,400.00								
Other														
	Purchase Order	05/04/2023	DS_Sun Sparr T4-2 Server	Miscellaneous Expense	\$7,355.00			\$7,355.00						
Total - Other					7,355.00			7,355.00						
Service														
	Actual Time	05/02/2023	SVC_SO_IT Consulting	Direct Labor	\$600.00	\$600.00								
	Actual Time	05/03/2023	SVC_SO_IT Consulting	Direct Labor	\$600.00	\$600.00								
	Actual Time	05/04/2023	SVC_SO_IT Consulting	Direct Labor	\$600.00	\$600.00								
	Actual Time	05/05/2023	SVC_SO_IT Consulting	Direct Labor	\$400.00	\$400.00								
	Actual Time	05/05/2023	SVC_SO_IT Consulting	Direct Labor	\$680.00	\$680.00								
	Actual Time	05/06/2023	SVC_SO_IT Consulting	Direct Labor	\$680.00	\$680.00								
	Actual Time	05/06/2023	SVC_SO_IT Consulting	Direct Labor	\$400.00	\$400.00								
	Actual Time	05/09/2023	SVC_SO_IT Consulting	Direct Labor	\$680.00	\$680.00								
	Actual Time	05/09/2023	SVC_SO_IT Consulting	Direct Labor	\$400.00	\$400.00								
	Actual Time	05/10/2023	SVC_SO_IT Consulting	Direct Labor	\$400.00	\$400.00								
	Actual Time	05/10/2023	SVC_SO_IT Consulting	Direct Labor	\$680.00	\$680.00								
	Actual Time	05/11/2023	SVC_SO_IT Consulting	Direct Labor	\$680.00	\$680.00								
	Actual Time	05/11/2023	SVC_SO_IT Consulting	Direct Labor	\$400.00	\$400.00								
	Revenue Arrangement	05/31/2023	SVC_SO_IT Consulting	Revenue - Services				\$15,600.00			\$15,600.00			
	Revenue Arrangement	05/31/2023	SVC_SO_IT Install	Revenue - Services				\$8,320.00			\$8,320.00			
Total - Service					7,200.00	7,200.00		23,920.00			23,920.00			
Total - Abbott Inc. : PJ1000 Create NA POD (West)					15,955.00	6,600.00		7,355.00	23,920.00		23,920.00			
Abbott Inc. : PJ1001 Company Upgrade														
Service														
	Actual Time	05/05/2023	SVC_SO_IT Install	Direct Labor	\$550.00	\$550.00								
	Actual Time	05/05/2023	SVC_SO_IT Consulting	Direct Labor	\$750.00	\$750.00								
	Actual Time	05/06/2023	SVC_SO_IT Consulting	Direct Labor	\$750.00	\$750.00								
	Actual Time	05/06/2023	SVC_SO_IT Install	Direct Labor	\$850.00	\$850.00								
	Actual Time	05/07/2023	SVC_SO_IT Install	Direct Labor	\$850.00	\$850.00								
	Actual Time	05/07/2023	SVC_SO_IT Consulting	Direct Labor	\$750.00	\$750.00								
	Actual Time	05/08/2023	SVC_SO_IT Consulting	Direct Labor	\$750.00	\$750.00								
	Actual Time	05/09/2023	SVC_SO_IT Consulting	Direct Labor	\$600.00	\$600.00								
	Actual Time	05/10/2023	SVC_SO_IT Consulting	Direct Labor	\$600.00	\$600.00								
	Revenue Arrangement	05/31/2023	SVC_SO_IT Install	Revenue - Services				\$3,127.27			\$3,127.27			
	Revenue Arrangement	05/31/2023	SVC_SO_IT Consulting	Revenue - Services				\$7,818.18			\$7,818.18			

DATE: this month FROM: 05/01/2023 TO: 05/31/2023 SUBSIDIARY CONTEXT: Parent Company (Consolidated) Find...

Refresh Customize Last Date Recalculation: 02/28/2024 6:40 am Recalculate Profitability Setup

ORACLE
NETSUITE